

FINAL REPORT

**‘कहते-कहते कहानी बन गई!’
a workshop in short story writing and illustrating**

Facilitated by Lokesh Khodke at Karmarg Campus, Delhi
Dec. 2020 to May 2021

As part of the Teaching Fellowship Program of ArtReach India & Kiran Nadar Museum of Art
(KNMA)

As part of the online workshop I closely worked with the kids from Karm Marg Shelter Home and through various exercises based on material, observations of their immediate surroundings they developed short stories and multiple ways of illustrating their own stories as well as book making. It ran between December 2020 - May 2021.

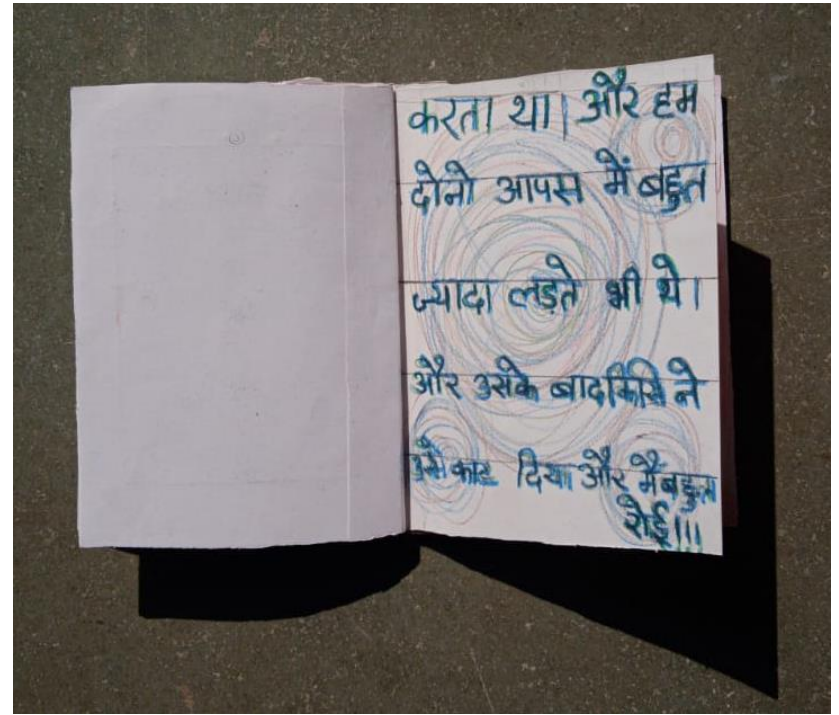
Working with Karmmarg children at this workshop was a very rich experience for me. If I bring to notice something in particular from it, that will be the experience of online sessions due to the Covid-19 situation. One of the realities that hit me at this workshop was how 12 kids were sharing one screen kept in front of them! But the way they navigated through this limitation is amazing and something to learn from them! Throughout the six months they kept the energy levels so high that I forgot I was sitting at such a distance. But of course this distance sharing had its own limitations! The time I spent with them in this workshop is extremely valuable to me. और फिर इस सबके बीच धीरे-धीरे कहते-कहते कहानियां, चित्र और छोटी-छोटी किताबें बनती गईं।

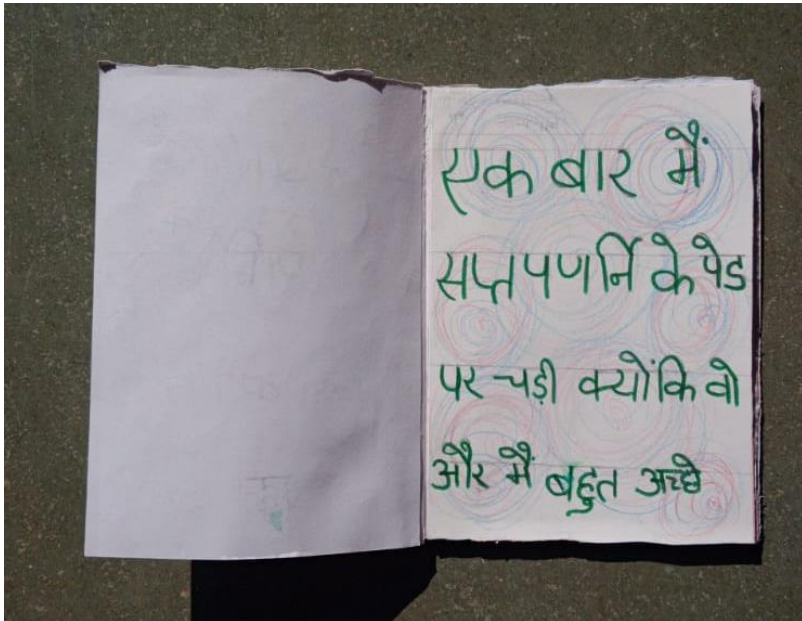

In this report I am sharing a few of the exercises and photographs from the workshop.

- **Exercise 1: Exploring your own immediate surrounding and create a story from that.**
- I asked all of them to share with me name of any one of the trees from their beautiful campus. One student can give only one name.
- They collected 12 different names as well as 12 different species of trees around them.
- Based on the tree names each one of them suggested, I asked them now to come up with a short story which could be based on their own relationship with that particular tree. It could be a memory, some experiences around that tree, or else it could also be totally imaginary. I showed them a few techniques of creating a short 8 page picture book based on their text and the images they created. And then we all made a picture and story books in the coming weeks following this exercise.



फिर मैंने सोचा कि मैंने उस
कुत्ते को मारा था। तो मुझे
अहसास हो गया कि जानवरों
को मारना नहीं चाहिए।
उस दिन मैं मुझे पता चल गया
कि पैसे और जानवरों से बहुत
खार करना चाहिए।
मैं फिर उस दिन से पैसे को पानी देता
रहा।

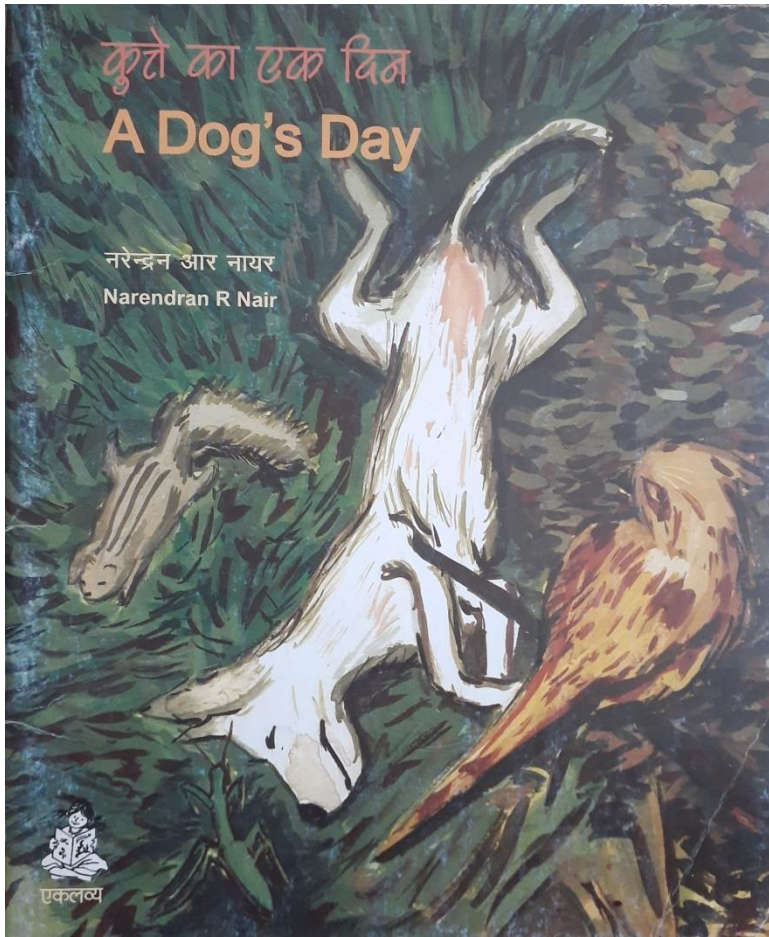




EXERCISE : 2 - READING A PICTURE BOOK TOGETHER AND DEVELOPING YOUR OWN STORY FROM IT.

I showed them a wordless picturebook called “Kutte Ka Ek Din”, by Narendran Nair, published by Eklavya, Bhopal . All them observed it well and then I asked them to come up with their own versions of a story that they can imagine while looking at just the pictures from this book.

And then they all came up with an illustration for their own story. And it was finally put together into a single book developed by all the participants.



VISHAL

एक चालाक लोहड़ी घर में
बैठी थी, तभी उसे देखकर एक
लड़का बाहर निकला और उसे
सहलाने लगा। अब उसे एक
कोकराच उसके शरीर में जाके
उसे परेशान करने लगा,
और वह बहुत परेशान हो
गया फिर वह उदास होकर बैठ
गया तभी एक टिंडा उसके
पास आया फिर लोहड़ी वहाँ
से कटि दूर जाके एक तालाब
में जाके लेट गया और ऊपर
से एक चिटिया को उस लोहड़ी
ने बुलाया और उसे एक पंर
के पास ले गया और वहाँ
ऊपर देखने लगा, फिर उसने
सोचना चालु कर दिया कि

Shama

एक कुत्ता था / उसका नाम ब्रोंनी
था / एक बार वह फुटबॉल लेकर
खेलने के लिए बैठा हुआ था ।
थोड़ी देर बाद एक शमा नाम की
लड़की वहाँ आई और उसका सिर
सुटलाने लगी । ब्रोंनी बहुत खुश
हुआ । उसके बाद शमा वहाँ से
चली गई । फिर ब्रोंनी बैठ नीचे
बैठ गया । और अपने आप को
खुजलाने लगा । उसे खुजलाने
दुस एक टिड्डे ने देखा । टिड्डे
ने कहा " तुम्हारा नाम क्या है ।
उसने कहा " ब्रोंनी ।

दिइडा और गिलहरी मिले। वह
शौनी को देखकर हमने लगे।
शौनी उन तीनों बहुत खुसा हुआ।
फिर वहाँ से चला गया। फिर
वह रुक नदी में गया। और
बाहर निकल कर खुश हो गया।
फिर उससे शाना ने देखा। उसने
देखा शौनी बहुत हो गया है।
वह शौनी को घर ले गया और
शौनी को नए लाने लगा। फिर
वह नए कर अपना राँदा पानी
और लोगों के उपर छिड़के लगा।



EXERCISE 3 : MATCHBOX BOOK - LEARNING INTERESTING & MULTIPLE FORMATS OF BOOK MAKING

During this exercise I showed them a possibility of turning day to day or waste material into an interesting book format. We provided them with matchboxes.


Then I showed them various examples of books which are created inside a small matchbox.

Later this exercise was extended in learning an accordion format of book making. Participants were given different exercises and they all came up with stories and illustrations for their own accordion books.

These small accordion books were folded and kept inside the matchboxes.

And finally they also created cover designs for these matchbox books.







- ONLINE DEMONSTRATIONS ON DROID CAM WAS USEFULL
- THEY WERE ASKED TO SIT IN A CIRCLE AND MAKE EACH OTHER'S PORTRAITS.
- THEN ASKED THEM TO WRITE ABOUT THE LIKINGS AND DIS-LIKINGS OF THAT PERSON THEY HAVE PORTRAYED AND MAKE A SHORT ACCORDION BOOK











Exercise 4: Learning water colors by observing a plant leaf

As one of the last exercises, I thought of introducing some of the basic water color techniques, washes etc. As part of the exercise, all the participants gathered lots of different kinds of leaves from their surrounding and then painted them in water colour on their sheets.



